

HISTORY AND PERSPECTIVES IN THE ROMANIAN ATHLETICS AT SUMMER UNIVERSIADE

M. POPA ¹ L. MIHĂILESCU ²

Abstract: *Romanian Athletics Federation (F.R.A.) founded in 1912 coordinates all athletics club departments and sport associations in Romania. F.R.A. is one of the most medals federation of Romania, in its portofolio being 44 world records, 15 olympic records, 34 olympic medals and over 350 european and world championship medals [1]. In this framework, an important contribution has romanian university athletics through the Summer universiade results from 1959 to 2011. To highlight romanian university athletics development and trends, we belive significant to apply comparative analysis at dynamic of performances obtained at the World University Games (Summer universiade) and National University Championship, in correlation with the world performances level.*

Key words: *university athletics, performance, competition, perspective, progress.*

1. Introduction

European values and norms related to sport, “*considered a social phenomenon with a major impact upon modern society and deep implications in the formation and socializing of the individual, as well as in the general social development*”[2], are reflected by the specific Romanian legal provisions, according to which „*physical education and sport are activities of national interest and therefore supported by the state*”[3]. We find that, within Romanian sport system, university sport can function as a relatively independent system.

Nationally, during 1929-2012 students participated in 82 National University Championship (N.U.C.) editions. Internationally, Romania compete at summer Universiade since 1959, during the 26 editions held so far recors is 131 medals including 45 gold, 40 silver and 46 bronze medals [4].

2. Purpose.

The study of the history and the evaluation of the participation of student athletes in the Summer Universiades of 1959 – 2011 and the perspectives aim at revealing the dynamics of the results and their value, in order to determine the trend

¹ Faculty of Engeneering, Hunedoara.

² University of Pitesti, Physical Education and Sport Faculty.

of such participations and therefore identify the international perspectives of Romanian university sports. This is done by correlating the results of student athletes in the Summer Universiades and the National University Championships, with the value of performances worldwide.

The **objectives** we envisaged in order to reach the purpose were the following:

- The study of the references literature to document the investigated issues.

- Highlighting Romanian athletes student at summer Universiade during 1959-2011 on some indicators established in advance.

- Establishing the relationship between senior world records (W.R.) and university world records (W.U.R.), M+W.

- Studying the relationship between senior national records (N.R.) and their university records (N.U.R.), M+W.

- Finding the relationship between W.U.R. and N.U.R. compared to that established between W.U.R. and N.R.

- Identifying limiting factors and favoring factors to develop the romanian university athletics in terms of results achieved.

- Identifying prospects of the romanian athletes student to participate in summer Universiade.

2.1. Hypothesis

1. The analysis of the dynamics of the results obtained by Romanian student athletes at the Summer Universiades from 1959 till 2011 can reflect the progress, stagnation or regress of their performances.

An objective approach of these phenomena can represent in the future an action vector for performance improvement.

2. An insight in the relation between the level of world university records (W.U.R.) and the senior world records (W.R.) can shape the trend of athletics worldwide, and related to it, it is possible to asses the value of Romanian university athletics [5].

3. If one compares the university athletic performances at national and international scale to the value of the W.U.R. and the W.R., it is possible to identify the near and medium term perspectives of Romanian university athletics.

2.2. Research methods

Bibliography study method, historical method, case study, comparison method and statistichal and matematichal method.

2.3. Content of the experiment

The first step of the research was to reveal the results of romanian athletes student at summer Universiade during 1959-2011 based on the following indicators: variation of total numbers of medals separately M and W (chart 1 and 2), ranking first three editions of the summer University by medals value M+W and dynamic performance M+W custom samples [6]. The next step was the reporting of W.U.R. to W.R. seniors in 20 field events, using the I.A.A.F. and F.I S.U. 2012 statistics. In the men field events we found the W.U.R. values represents 95,15% of W.R. (table 1) [7].

Percentage ratio between different types of records – M

Table 1

Field event	WR	WUR	%WR WR/ WUR	NR	NUR	%NR NR/ NUR	%WUR WUR/ NUR	%WR WR/ NUR
100m	9,69	10,07	96,22	10,21	10,71	95,33	94,02	90,47
200m	19,32	19,72	97,97	20,70	21,36	96,91	92,32	90,44
400m	43,18	44,81	96,36	45,60	45,79	99,58	97,85	94,30
800m	1,40,91	1,43,40	97,59	1,45,41	1,49,11	96,60	94,76	92,48
1500m	3,26,00	3,38,43	94,30	3,34,13	3,49,46	95,61	95,19	89,77
5000m	12,37,35	13,37,52	92,63	13,15,00	14,03,39	94,26	96,93	89,79
10000m	26,17,53	28,15,84	93,02	27,40,06	30,47,92	89,83	91,77	85,36
110mg	12,80	13,21	96,89	13,34	13,84	96,38	95,44	92,48
400mg	46,78	48,09	97,45	49,22	51,73	95,14	92,96	90,43
3000 ob	7,53,63	8,20,83	94,56	8,13,26	9,24,40	87,39	88,73	83,91
L.	8,95	8,40	93,85	8,37	7,95	94,98	94,64	88,82
T.	18,29	17,86	97,64	17,81	17,08	95,90	95,63	93,38
Î.	2,45	2,41	98,36	2,40	2,19	91,25	90,87	89,38
P.	6,14	5,80	94,46	5,50	4,75	86,36	81,89	77,36
G.	23,12	21,11	91,31	20,84	17,19	82,48	81,43	74,35
S.	98,48	87,42	88,76	81,88	71,35	87,31	81,61	72,45
D.	74,08	69,46	93,76	68,12	61,98	90,98	89,23	83,66
C.	86,74	82,77	95,42	77,60	66,81	86,09	80,71	77,02
4x100m	36,84	38,42	95,88	39,47	41,47	95,17	92,64	88,83
4x400m	2,54,29	3,00,40	96,61	3,04,23	3,18,87	92,63	90,71	87,64

Percentage ratio between different types of records – W

Table 2

Field event	WR	WUR	%WR WR/ WUR	RN	NUR	%NR NR/ NUR	%WUR WUR/ NUR	%WR WR/ NUR
100m	10,49	11,0	95,36	11,30	11,84	95,43	92,90	88,59
200m	21,34	21,91	97,40	22,35	24,10	92,73	90,91	88,54
400m	47,60	49,88	95,43	49,88	53,50	93,23	93,23	88,97
800m	1,53,28	1,56,88	96,92	1,55,05	2,04,94	92,08	93,54	90,66
1500m	3,50,46	4,01,32	95,50	3,53,96	4,15,88	91,61	94,31	90,06
5000m	14,11,15	15,28,78	91,64	14,31,48	16,23,40	88,61	94,45	86,55
10000m	29,31,78	31,46,43	92,94	31,11,24	32,55,37	94,72	96,51	89,69
100mg	12,21	12,62	96,75	12,62	13,48	93,62	93,62	90,57
400mg	52,34	53,95	97,01	53,25	53,96	98,68	99,98	96,29
3000 ob	8,58,21	9,32,62	93,99	9,16,85	12,06,95	76,60	78,77	74,03
L.	7,52	7,04	93,62	7,43	6,50	87,48	92,32	84,43
T.	15,50	14,81	95,54	15,16	14,23	93,86	96,08	91,80
Î.	2,09	2,01	96,17	2,02	1,81	98,60	90,04	86,60
P.	5,06	4,70	95,55	4,22	3,76	89,09	80,00	74,30
G.	22,63	20,82	92,00	21,00	19,02	90,57	91,35	84,04
S.	72,28	69,82	96,59	65,08	62,22	95,60	89,11	86,08
D.	76,80	67,96	88,49	73,84	65,60	88,84	96,52	85,41
C.	79,42	75,83	95,47	76,07	69,42	91,25	91,54	87,40
4x100m	40,82	42,40	96,27	44,18	47,37	92,87	89,13	85,81
4x400m	3,15,17	3,24,97	95,22	3,25,78	3,49,53	89,65	89,30	85,03

In 25% of the studied field events, W.U.R. represent over 97% of the W.R. at 200 m, 800 m, 400 m hurdles, triple, high jump, in 30% of field events, W.U.R. worth more than 95%, in 40% is over 91%, while under 91% goes 5% from all field

events analyzed. Summarizing percentages, the highest value is found in high jump, where W.U.R. value is 98,36% from W.R.: 2,41 m to 2,45 m. Weakest value is at javelin throw, where W.U.R. is 10,6 m lower than W.R. value (chart 1).

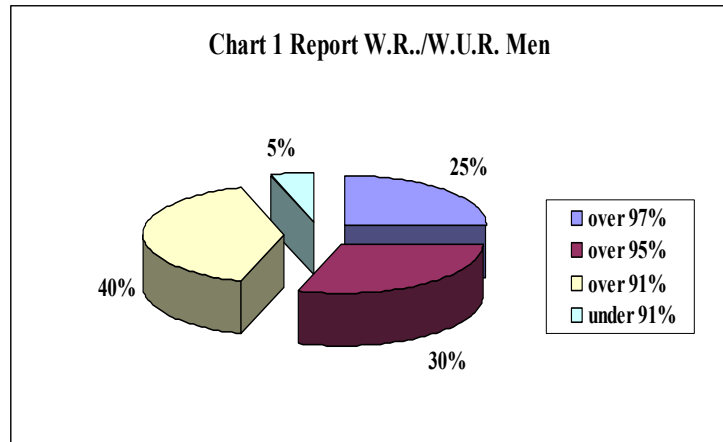


Chart 1. Report W.R./W.U.R. Men

In woman's field events W.U.R. representing 94,89% of W.R. (table 2), with values between 97,40% at 200 m and 88,49% at discus throw. At 10% from field events, respectively two of twenty W.U.R. is over 97% from W.R. while in 60%

W.U.R. value is over 95% from W.R., more with 35% than the same men indicator. In discus throw W.U.R. represent under 90% from W.R.: 67,96 m than 76,80 m, 9,04 m lower than W.R.(chart 2).

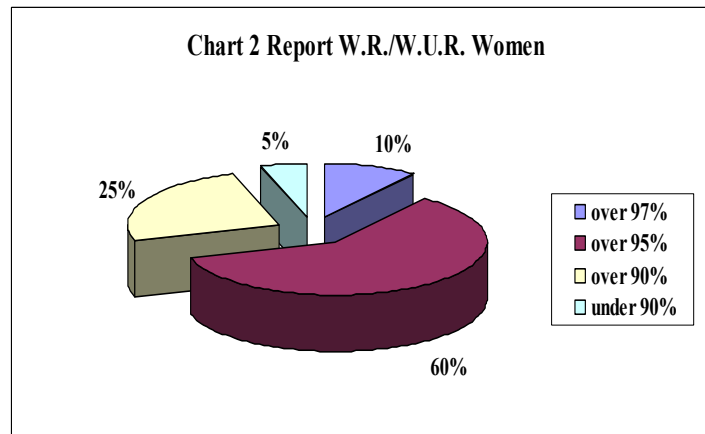


Chart 2. Report W.R./W.U.R. Women

Further investigative approach we determined the level of national athletics university performances by establishing the report between N.U.R. and N.R. [8]. The situation in men's field events highlights the value of N.U.R. representing 92,50% from N.R. Thus, in 20% of field events, four of twenty the value of N.R. is

major N.U.R., the highest percentage was recorded at 400 m, field event where N.U.R. represent 99,58% from N.R. In 35% of studied field event N.U.R. is over 94% from N.R. and in 30% the value is under 90% from N.R. The lowest value is at shot put, where N.U.R. is lower with 3,65 m than N.R. (chart 3).

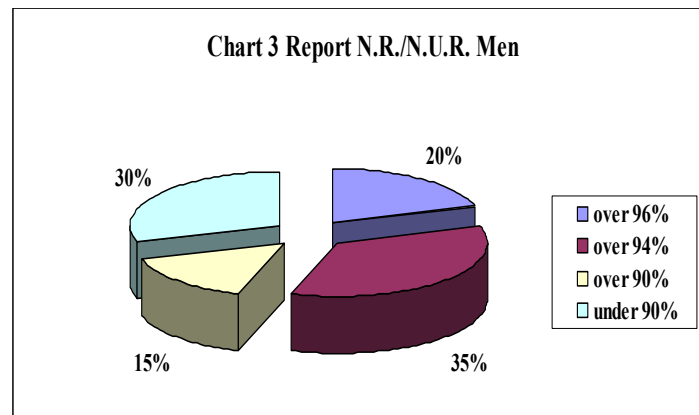


Chart 3. Report N.T./N.U.R. Men

In woman's field events ratio analysis reveals the following: in 10% of field events N.U.R. value is over 98% of N.R., in another 10% is over 95% (table 2) and for 35% N.U.R. value represent over 92% of N.R. The greatest value of this

percentage, 98,68% due Ionela Târlea student athlete in 400 m, while the lowest percentage recorded at 3000 m steeplechase, where N.U.R. is 76,60% of N.R. (chart 4).

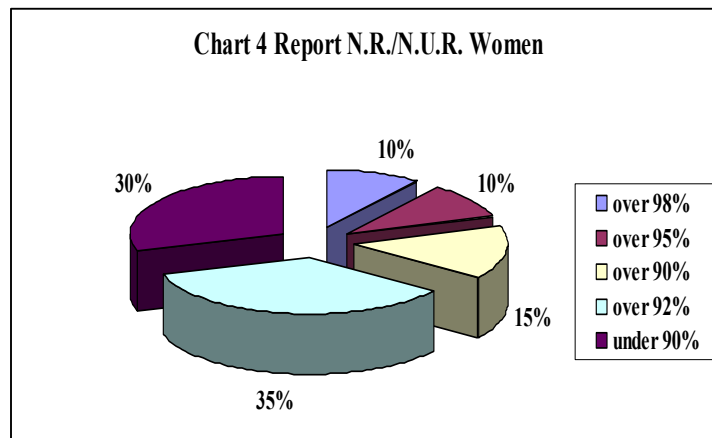


Chart 4. Report N.R./N.U.R. Women

The research continued with the determination report between N.U.R. and W.R. The study of this report reveals that on both male and female the value of N.U.R. is lower than W.U.R. and W.R. [9].

In all men's field events analyzed N.U.R. represent 91,06% of W.U.R. value, where N.U.R. is in 55% between 92% and over 96% of W.U.R. The highest value N.U.R. to W.U.R., 97,85% is found at 400 m, 45,79 to 43,18, with 2,61 s higher. The

lowest male value is at hammer throw where N.U.R. is 80,71% of W.U.R., with 19,93 m lower.

Reporting to the W.R. shoes that in 35% of field events N.U.R: value worth over 90% of W.R. and in 25% under 80% N.U.R. of W.R. The most valuable male performance is at 400 m, 45,79 representing 94,30 of W.R. value, the weakest is javelin record, 72,45% of W.R. (chart 5).

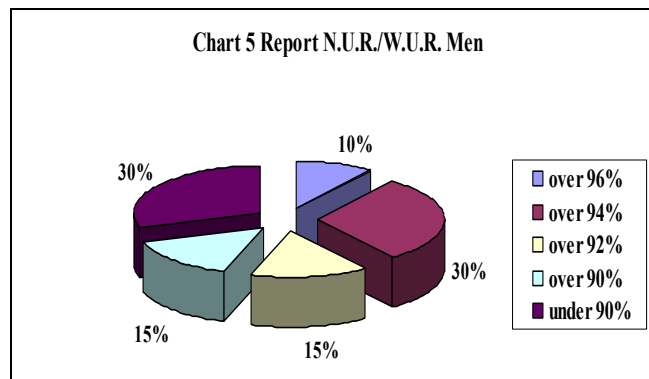


Chart 5. Report N.U.R./W.U.R. Men

Regarding N.U.R. values compared with W.U.R. in female field events, N.U.R. represent in 50% of those between 93% and over 96% of W.U.R. The highest value was recorded at 400 m hurdles with a ratio of 98,68%, while the worst performance is

registered at 3000 m steeplechase where it is only 78,77% N.U.R. of W.U.R. The lowest value of this technical report is founded at 4x100 m relay, 4x400 m relay, javelin throw and high jump (chart 6).

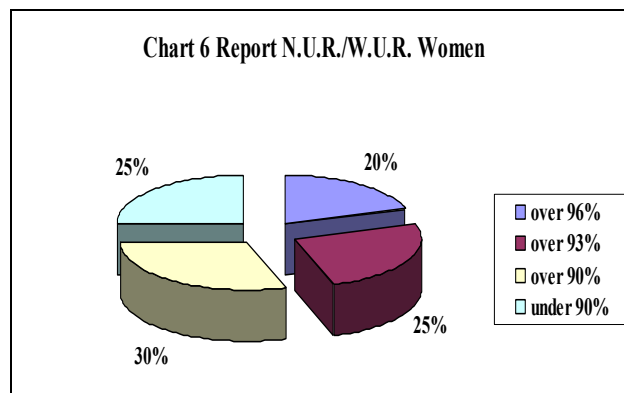


Chart 6. Report N.U.R./W.U.R. Women

When the ratio at W.R. level the value of N.U.R. both males and females decreases, only in 25% of fields event are above 90%, in 65% N.U.R. is between 84%-88% of W.R. and in 10% N.U.R. is under 80%. As with reporting to W.U.R. we find that the N.U.R. female performance more valuable than those of male (charts 7 and 8).

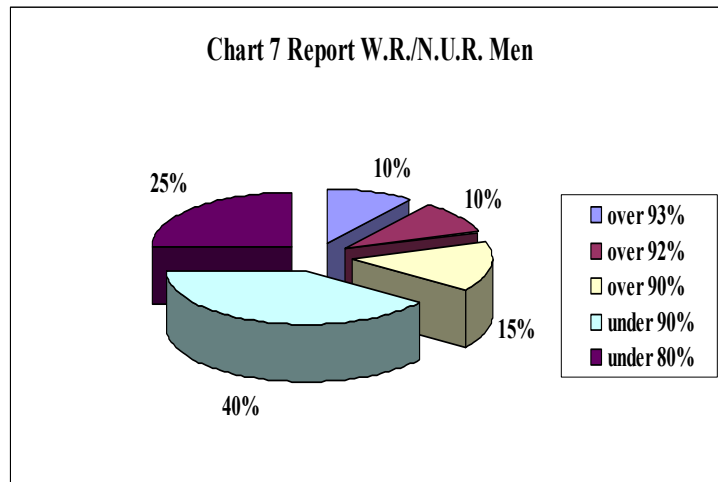


Chart 7. Report W.R./N.U.R. Men

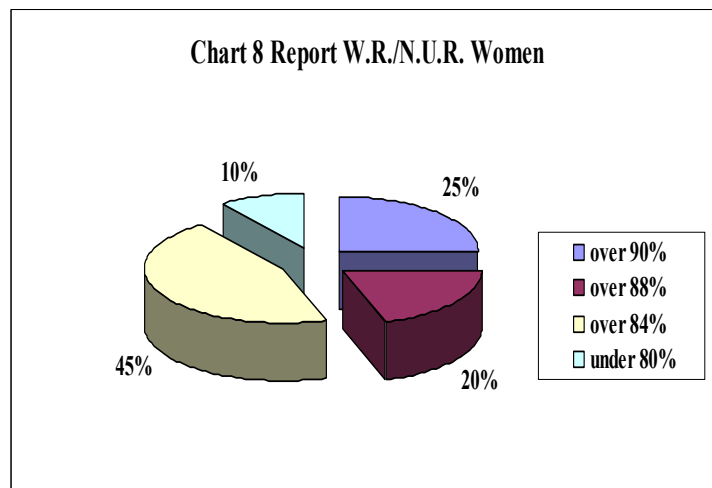


Chart 8. Report W.R./N.U.R. Women

3. Results

The university competition was founded as the World University Games. The competition was organized for the first time in 1957, the athletics competition were included in the first edition and our

documentation shown that Romania participates in athletics competition since 1959. The study about romanian students athletic performance at the 26 editions of the competition which has charged its name in 1961 as summer Universiade highlights the following:

- ❖ number of medals in men is 28: nine gold medals, 87 silver medals and 12 bronze medals (chart 9);
- ❖ number of medals in woman is 104: 36 gold medals, 34 silver medals and 34 bronze medals (chart 10);

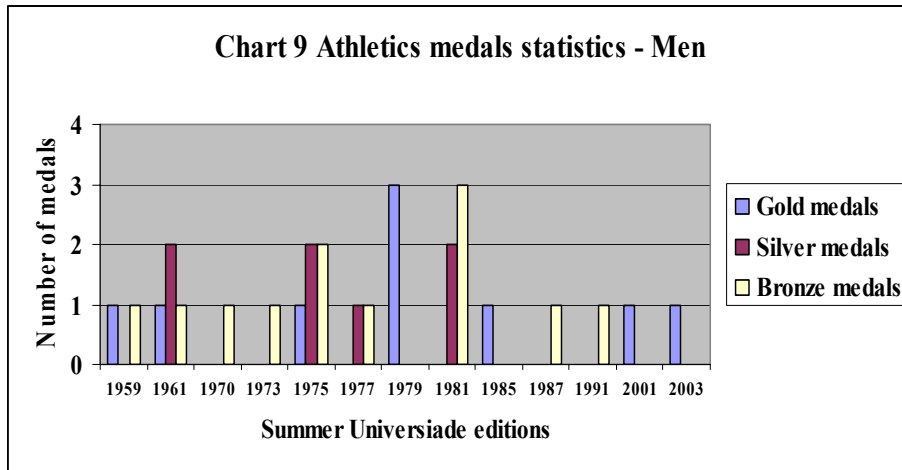


Chart 9. *Athletic medals statistics – Men*

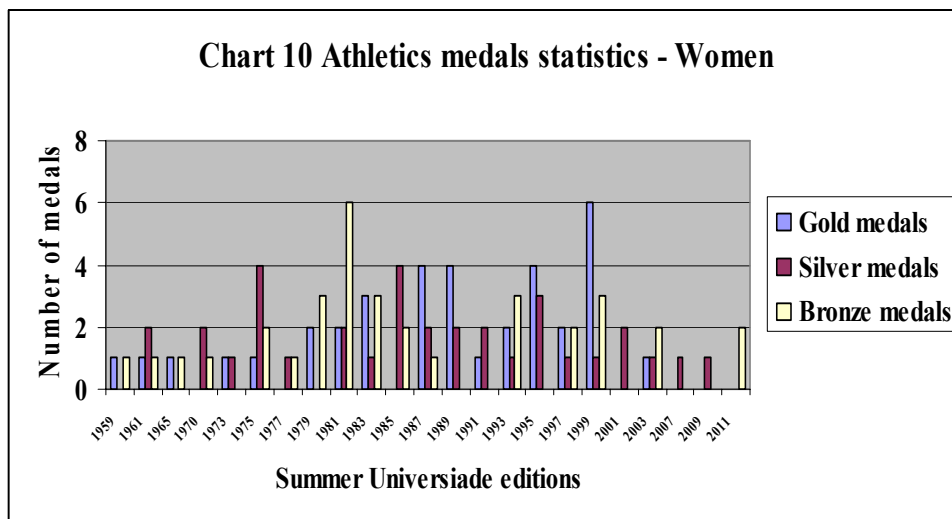


Chart 10. *Athletic medals statistics – Women*

- ❖ after the value of the medals in the men's standings the first three editions are as follows: 1973 – three gold medals; 1975 – one gold medal, two silver and two bronze medals; 1981 – two silver and three bronze medals;
- ❖ dynamics of performance at men's on custom samples shows best results at javelin throw with two gold medals and one bronze, followed by 10 000 m with a gold medal, 2 silver medals and one bronze medal and the third place by 5000 m with one gold medal and 2 silver medals;

❖ after the value of the medals in the women’s standings the first three editions are as follows: 1999 – five gold medals, one silver medal and 3 bronze medals; 1995 – 4 gold and 3 silver medals; 1987 – 4 gold medals, one silver and one bronze medal;

❖ dynamics of performance at women’s on custom samples shows best results at 1500 m with 6 gold medals, 8 silver and 3 bronze medals, followed by

long jump with 4 gold medals, 5 silver and 6 bronze medals and the third place by 3000 m with 5 gold medals, 2 silver medals and one bronze medal;

Nationally we took into account the performance level of the Romanian athletes’ student at the 2012 edition of N.U.C. and N.U.R. values in 2012 and we have reported to W.U.R. and W.R. value 2012. Processing results show the following (chart 11):

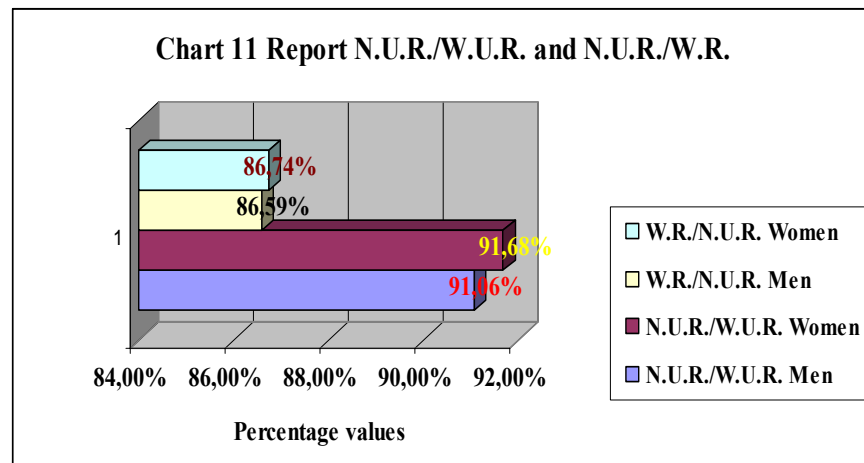


Chart 11. Report N.U.R./W.U.R. and N.U.R./W.R.

❖ the female results in all 20 field events analyzed N.U.R. value representing 86,74% of W.R. and 91,68% of W.U.R.;

❖ weaker results in male is demonstrated by N.U.R. of 86,59% of W.R. and 91,06% of W.U.R.

Conclusion

1. Today, university world records represents 95,15% male and 94,89% female of W.R. seniors value. This demonstrates that world university athletics is close in value of world athletes elite.

2. The university national records in 2012 represent 91.68% for women and 91.06% for men of the value of the W.U.R., which leads to the conclusion that the value of the Romanian student athletes is below the world level of student athletics. We consider that the causes of this phenomenon are various and they restrict performance: *the absence of valuable student sportsmen in the national university competitions, the lack of organizational autonomy of university sport, the hesitating approach of university sports as distinct activity in the context of the other specific activities within the national*

- system of physical education and sports, the secondary place occupied by the subject Physical Education in non-profile higher education institutions, the performance standards used in classifications by fields of study do not give any point for university sports results, the weak role of the informational sub-system, caused by the inexistence of a database, the low motivation of students and technical human resources for practicing university performance athletics, scheduling the university national championships too early in the home competition calendar, the need to rent sports bases for the training, which cuts down the financial resources, the lack of a “brand image”, financial vulnerability.*
3. National university records poorer women are inferior N.R. seniors representing 92,50% male and 82,89% for male.
 4. Romanian athletics participation balance after the 26 editions of summer Universiade lies this branch of sport to the level of efficiency with 5,18 medals per edition M+W, 131 medals M+W out of 679 total medals in romanian sports fields. „Record edition” was in 1981 with a number of 15 medals M+W. The male students have won medals at 13 summer Universiade editions, with a high level of performances at 1975, 1979 and 1981 editions, through javelin throw, 5000 m and 10 000 m. The female romanian athletes student have won medals in all 26 editions of the summer Universiade. The most valuable female results were recorded in the editions of 1987, 1995 and 1999 at 1500 m, 3000 m and long jump.
 5. From the perspective obtaining medals after the last five editions of the summer Universiade we found at men a downward trend with a gold medal compared with upward trend at women by getting 8 medals: one gold medal, 3 silver and 4 bronze medals (10).
 6. Regarding the performance level after the last five editions of this world competition, we note the improvements to the N.U.R. at following athletic events: long jump M with 0,9 m, 900 m W with 4,88 s, 5000 m W with 9,39 s, 3000 m steeplechase W with 2.28.33 min. and hammer throw W with 1,76 m (11).
 7. Our researches allow us to state that university athletic performances can have in the future a positive trend if the following favorable factors are considered: *the sports tradition of university athletics, reconsidering the social, cultural and economical role of sports and the necessity to finance it according to the principles stipulated in the European Sports Charter; generation of own financial resources by the improvement of the marketing activity of the decision makers in the profile and non-profile higher education institutions, which means: renting spaces within the local, regional, national and international university sports bases in order to attract spectators and sponsors, redirecting the 2%, creating sports products and/or materials meant for merchandising, paid sports apprenticeship, paid specialty consulting, etc., approving the initiative of introducing the subject Performance Sports into the didactical norm of professors and coaches from profile and non-profile higher education institutions, in correlation with its value.*

4. Proposals

➤ To optimize the university sport in general and athletics as part of the, we propose to promote athletic university sport and athletics in all universities, in all study programs, at all academic cycles as generating activities by practising a series of benefits for each practitioner, strengthening or maintain health, acquisition of wellbeing, personality formation, increased social integration.

➤ Promoting summer Universiade and attracting sponsors to participate with a higher delegation by increasing the role of marketing by using a various forms of advertising reconsidering elements of marketing functions in content of optimization strategies of university sports structures.

➤ Establish partnerships between high sport schools, sportive school clubs, classes with sports programs, other sports bodies with athletics departments and university athletics clubs to support logistical and financial to prepare athletes for higher performance capacity.

➤ The need to develop databases on university sports covering managerial resources, competition system, structural and process organization.

➤ Structuring and implementation national university performance sports calendar depending on performance levels by performance sports calendar of F.I.S.U and E.U.S.A.

➤ Activity athlete of students on different branches of sport which is currently made through university sport clubs, municipal sport clubs state and private be financial support to the School and University Sport Federation budget.

➤ Initiating activities in administration, supervision and control of methodologically university in sports structures.

➤ Promoting of activities to support and motivate of human technical resources for participating legitimated athletes student in their own sport structures in national and official university competitions organized under the aegis of international sports university federations.

➤ Conduct studies and analyzes for budget allocation by branch sport athletics both in own activities and to reward outstanding performance of students obtained in university sport international competitions.

➤ Carrying out programs to boost student's motivation in sport performance whatever the chosen university programs.

➤ Increase the rank of evaluation criterion the quality organizational product university sport performance in universities without sports profile.

References

1. ***<http://jurnalul.ro/sport/sporturi/federatia-romana-de-atletism-a-implinit-100-de-ani-627831.html>, information about FRA article by Diana Scarlat on 02.11.2012. Accessed at: 05.01.2013
2. Mihailescu, N.: *Organisation and leadership sport structures*. University of Pitesti, 2008, p.85.
3. *** Physical education and sport nr.69/2002 Law, art 2.
4. ***<http://www.iaaf.org/records/toplist/s/sprints/100metres/outdoor/women/senior/> World record at 100 m W seniors. Accessed at: 04.01.2013
5. ***www.fisu.net/en/statistics - Statistics athletics summer Universiade.

6. Popa, M.: *Optimization Strategies Romanian university level sport*. In: Ph.D. thesis, University of Pitesti, Faculty of Physical Education and Sport. Pitesti, 2012.
7. ***http://en.wikipedia.org/wiki/List_of_Universiade_records_in_athletics. Accessed: 04.01.2013.
8. ***[http://ro.wikipedia.org/wiki/Recorduri_na%C8%9Bionale_la_atletism_\(Rom%C3%A2nia\)](http://ro.wikipedia.org/wiki/Recorduri_na%C8%9Bionale_la_atletism_(Rom%C3%A2nia)). Accessed at: 04.01.2013.
9. ***<http://www.fra.ro/fisiere/1295595791.pdf> National records in athletics. Accessed at: 04.01.2013.
10. ***http://en.wikipedia.org/wiki/Athletics_at_the_2007_Summer_Universiade. Accessed at: 06.01.2013.
11. <http://www.fisu.net/en/FISU-homepage-3137.html>. Accessed at: 04.01.2013.