

COMPOSITE MATERIALS WITH CERAMIC AND METALLIC PARTICLES REINFORCED CLAY MATRIX

S.C. MATEI¹

A. CRIŞAN¹

Abstract: *The paper includes a research on the obtaining characteristics and mechanical properties of the composites with Al₂O₃, SiC, Cu, Al and Fe particles reinforced clay and bentonite ceramic matrix. Were obtained four types of composite materials namely: Al₂O₃ and SiC particles reinforced clay matrix, Al₂O₃ and SiC particles reinforced bentonite matrix, Al₂O₃, SiC, Cu, Al and Fe particles reinforced clay matrix and Al₂O₃, SiC, Cu, Al and Fe particles reinforced bentonite matrix. The composites prepared were subjected to a study to analyze the mechanical properties (compressive resistance).*

Key words: *Clay, Al₂O₃, SiC, metallic particles, compressive resistance.*

1. Introduction

The composite material is composed of a basic material, the matrix, in which the additional material is dispersed in the form of particles or fibers [11, 8, 2, 7].

The advantageous characteristics of ceramic materials include low density, high abrasive toughness, hardness, and rigidity. Nevertheless, monolithic ceramics main drawback is their low fracture toughness [11, 8, 2, 7]. Thence, many studies have been conducted with the aim of addressing this shortcoming [8, 1, 2, 3, 9, 10, 13].

Particulate ceramic matrix composites have been developed to achieve damage tolerant fracture behaviour while maintaining other advantages of monolithic ceramics. It is established that particulate ceramic matrix composites are among those promising materials for high performance applications under severe environment such as high temperature. Particles reinforced ceramic composites are used as functional components in brake assembly, furnace materials, energy conversion systems, gas turbines, heat engines etc. [13].

Clay is a natural inorganic binder consisting of oxides, hydroxides, carbonates, feldspars, mica etc. impure kaolin. Depending on the amount of water absorbed, the clay swells, acquires bonding properties. Bentonites are a variety of clays with a high montmorillonite content (over 70%). Due to the high water adsorption and ion exchange capacities, bentonite can be used in many different technological applications, e.g. catalysts in chemical and oil processing industries, admixtures for plastification and manipulation of viscosity of ceramic pastes or sealing materials for civil and environmental engineering [6].

¹ Materials Science Dept., Science and Materials Engineering Faculty, *Transilvania* University of Braşov.

Delage et al. [5] studied the obtaining of bentonite matrix composites by conventional methods, and drying techniques induce significant capillary forces which may lead to drying shrinkage artifacts. Chenu and Tessier [4] and Smart et al. [12], studied the obtaining these types of composites by cryo-preparation techniques freezing under liquid nitrogen or propane atmosphere for samples with a maximum thickness of 5 μm .

The paper focuses on the synthesis and characterisation of a promising ceramic and metallic particles reinforced ceramic matrix composite.

2. Materials and Techniques

For matrix we used two types of materials: clay (37% Al_2O_3 , max. 2,2 % Fe_2O_3 , max. 60.8% SiO_2) and bentonite (53% montmorillonit, max. 2,2 % Fe_2O_3 , max. 60.8% SiO_2). Reinforcing materials used are Al_2O_3 and SiC ceramic particles and Cu, Al and Fe metallic particles. The proportions of the components used to perform the samples are shown in Tables 1, 2, 3 and 4.

Firstly, were made composites with ceramic matrix and reinforcement components (Table 1). Then, to the same amounts were added Cu (Table 2), Al (Table 3) and Fe (Table 4) metallic particle to obtain the other types of composite.

For achieving the composites, the quantitative dosed materials were introduced in a container according to Tables 1-4, where for homogenization they were mixed in a dry state. After 5 minutes of mixing, the material thus prepared was introduced into a metallic mold where it was pressed to the test machine. The mold was sprayed with a mold release agent to prevent adhesion of composites and also to ensure smooth sample surface.

Composites with Al_2O_3 and SiC particles reinforced powders matrix Table 1

Sample number	Components				Compaction pressure, [KN]	Sintering regime				
	Clay		SiC			Temp., [°C]	Time at sintering temp., [min.]			
	[%]	[g]	[%]	[g]						
111	94.4	17	56	1	15	1000	60			
112	88.9	16	11.1	2						
113	83.3	15	16.7	3						
	Clay		$[\text{Al}_2\text{O}_3]$		17	1000		60		
121	94.4	17	5.6	1						
122	88.9	16	11.1	2						
123	83.3	15	16.7	3	15	1250			60	
	Bentonite		SiC							
211	94.4	17	5.6	1						
212	88.9	16	11.1	2	19	1250				60
213	83.3	15	16.7	3						
	Bentonite		Al_2O_3							
221	94.4	17	5.6	1						
222	88.9	16	11.1	2						
223	83.3	15	16.7	3						

Composites with Al_2O_3 , SiC and Cu particles reinforced powders matrix Table 2

Sample number	Components						Compaction pressure, [KN]	Sintering regime		
	Clay		SiC		Cu			Temp., [°C]	Time at sintering temp., [min.]	
	[%]	[g]	[%]	[g]	[%]	[g]				
111 Cu	85	17	5	1	10	2	20	1000	60	
112 Cu	80	16	10	2	10	2	20			
113 Cu	75	15	15	3	10	2	17			
	Clay		Al_2O_3							
121 Cu	85	17	5	1	10	2	20			
122 Cu	80	16	10	2	10	2	17			
123 Cu	75	15	15	3	10	2	20			
	Bentonite		SiC							
211 Cu	85	17	5	1	10	2	17			1250
212 Cu	80	16	10	2	10	2				
213 Cu	75	15	15	3	10	2				
	Bentonite		Al_2O_3							
221 Cu	85	17	5	1	10	2	15			
222 Cu	80	16	10	2	10	2	16			
223 Cu	75	15	15	3	10	2	16			

Composites with Al_2O_3 , SiC and Al particles reinforced powders matrix Table 3

Sample number	Components						Compaction pressure, [KN]	Sintering regime			
	Clay		SiC		Al			Temp., [°C]	Time at sintering temp., [min.]		
	[%]	[g]	[%]	[g]	[%]	[g]					
111 Al	85	17	5	1	10	2	20	1000	60		
112 Al	80	16	10	2	10	2					
113 Al	75	15	15	3	10	2					
	Clay		Al_2O_3								
121 Al	85	17	5	1	10	2	20				
122 Al	80	16	10	2	10	2					
123 Al	75	15	15	3	10	2					
	Bentonite		SiC								
211 Al	85	17	5	1	10	2	16	1250			
212 Al	80	16	10	2	10	2	17				
213 Al	75	15	15	3	10	2	17				
	Bentonite		Al_2O_3								
221 Al	85	17	5	1	10	2	14				
222 Al	80	16	10	2	10	2	17				
223 Al	75	15	15	3	10	2	16				

The samples thus obtained were sintered in a Nabertherm furnace according to the temperatures in the Tables 1, 2, 3 and 4. After sintering, the obtained samples were subjected to a study to specify the compressive strength.

Composites with SiC, Al₂O₃, and Fe particles reinforced powders matrix Table 4

Sample number	Components						Compaction pressure, [KN]	Sintering regime	
	Clay		SiC		Al			Temp., [°C]	Time at sintering temp., [min.]
	[%]	[g]	[%]	[g]	[%]	[g]			
111 Fe	85	17	5	1	10	2	20	1000	60
112 Fe	80	16	10	2	10	2			
113 Fe	75	15	15	3	10	2			
	Clay		Al ₂ O ₃				20		
121 Fe	85	17	5	1	10	2			
122 Fe	80	16	10	2	10	2			
123 Fe	75	15	15	3	10	2	17		
	Bentonite		SiC						
211 Fe	85	17	5	1	10	2			
212 Fe	80	16	10	2	10	2	1250		
213 Fe	75	15	15	3	10	2			
	Bentonite		Al ₂ O ₃						
221 Fe	85	17	5	1	10	2	15		
222 Fe	80	16	10	2	10	2	18		
223 Fe	75	15	15	3	10	2	18		

Compressive strength was performed on the universal testing machine. The test are cylindrical (diameters: 15-16 mm and heights 11-15 mm). From the machine test chart, were extracted the specific values which were used to interpret the results. A minimum of 3 tests were performed for each type of composite sample. Then, the mean for the values obtained from the determinations are calculated (Tables 5-8, the diagrams of Figures 1-4).

3. Results and Discussion

The values arithmetic mean for the measurements extracted from the compressive test charts are shown in Tables 5-8. For a better interpretation of experimental results, for each type of composites made, compressive strength dependence graphs were constructed depending on the proportions modification of the used components (Figures 1-4).

Compressive test results for SiC, Al₂O₃ and Cu particles reinforced powders matrix Table 5

Sample number	F_{bc} [KN]	F_{sc} [KN]	F_{pc} [KN]	R_{bc} [MPa]	R_{sc} [MPa]	R_{pc} [MPa]	E_c [GPa]
111 Cu	4.08	2.63	3.92	20	13	19	1.74
112 Cu	4.83	4.79	4.54	24	25	22	1.28
113 Cu	8	1.38	4.91	40	8	24	10.34
121 Cu	3.71	1.52	3.53	19	8	18	1.38
122 Cu	3.86	2.47	2.69	20	13	14	1.56
123 Cu	7.54	1.62	7.1	38	8	35	3.37

F_{bc} - maximum force; F_{sc} - breaking force at compression; F_{pc} - initial force at compression force; R_{bc} - material strength at the maximum force; R_{sc} - material strength before breaking; R_{pc} - initial strength material at compression; E_c - Young's modulus at compression module.

Compressive test results for SiC si Al₂O₃ particles reinforced powders matrix Table 6

Sample number	F_{bc} [KN]	F_{sc} [KN]	F_{pc} [KN]	R_{bc} [MPa]	R_{sc} [MPa]	R_{pc} [MPa]	E_c [GPa]
111	8.93	8.86	8.85	48	48	48	3.99
112	7.95	/	5.25	42	/	28	/
113	7.42	/	7.34	39	/	39	3.25
121	9.89	9.41	9.54	53	51	51	4.23
122	7.35	7.25	7.21	39	38	38	3.43
123	7.08	6.87	4.10	37	36	21	0.6
211	20.35	19.78	18.89	111	105	100	6.38
212	19.61	/	18.60	104	/	99	6.68
213	18.80	/	16.57	100	/	88	5.94
221	24.85	24.72	23.96	135	134	130	7.45
222	20.72	20.12	19.18	111	108	103	6.45
223	17.14	17.08	16.24	90	89	85	5.72

Compressive test results for SiC, Al₂O₃ and Al particles reinforced powders matrix Table 7

Sample number	F_{bc} [KN]	F_{sc} [KN]	F_{pc} [KN]	R_{bc} [MPa]	R_{sc} [MPa]	R_{pc} [MPa]	E_c [GPa]
111 Al	8.27	1.85	6.87	41	9	34	6.8
112 Al	10.65	6.2	10.25	53	31	51	3.01
113 Al	11.19	1.87	6.76	56	9	34	3.43
121 Al	8.74	2.88	7.66	43	14	38	2.77
122 Al	10.79	2.22	9.91	55	11	51	5.02
123 Al	11.16	2.28	10.12	62	13	57	4.03
211 Al	10.6	10.84	10.22	52	52	50	4.6
212 Al	18.14	5.25	16.97	88	25	82	5.09
213 Al	19.34	4.52	18.79	96	22	93	6.32
221 Al	11.87	11.86	10.89	58	58	53	3.19
222 Al	12.27	12.27	12.06	60	60	59	4.38
223 Al	13.35	9.09	13.24	66	65	65	4.59

Compressive test results for SiC, Al₂O₃ and Fe particles reinforced powders matrix Table 8

Sample number	F_{bc} [KN]	F_{sc} [KN]	F_{pc} [KN]	R_{bc} [MPa]	R_{sc} [MPa]	R_{pc} [MPa]	E_c [GPa]
111 Fe	6.88	3.96	6.71	34	19	33	2.55
112 Fe	8.49	3.36	7.7	42	20	39	1.8
113 Fe	9.87	2.56	9.58	55	45	55	2.54
121 Fe	5.22	1.23	4.68	26	7	23	2.67
122 Fe	6.62	0.72	6.12	33	4	30	2.88
123 Fe	15.12	3.37	13.77	75	17	69	5.05
211 Fe	10.88	1.84	7.77	56	10	40	2.03
212 Fe	13.46	9.25	13.22	68	13	66	3.56
213 Fe	20.45	5.13	19.21	99	23	85	5.66
221 Fe	13.29	2.98	10.64	69	15	55	3.61
222 Fe	14.76	2.24	11.89	77	12	62	2.15
223 Fe	27.55	15.38	26.86	141	78	137	8.66

In the following figures are represented the compressive strength variation depending on the granular material content.

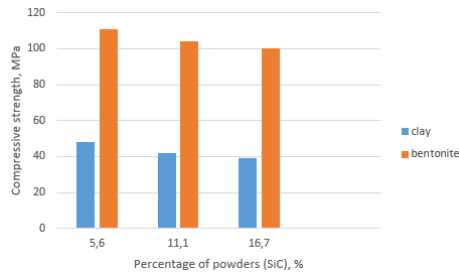


Fig. 1. *Compressive strength variation of clay and bentonite composites depending on the content of SiC*

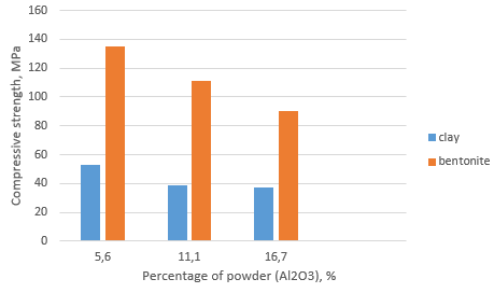


Fig. 2. *Compressive strength variation of clay and bentonite composites depending on the content of Al₂O₃*

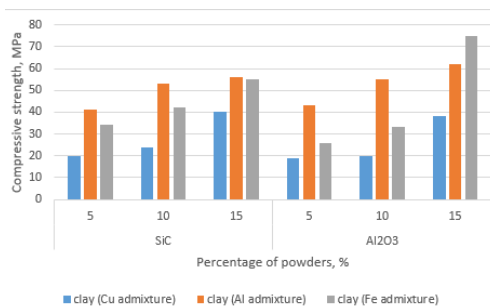


Fig. 3. *Compressive strength variation of clay composites with 10% Cu, Fe, Al admixture*

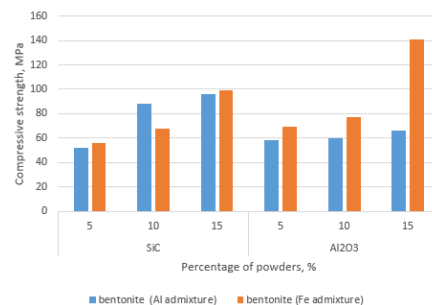


Fig. 4. *Compressive strength variation of bentonite composites with 10% Fe, Al admixture*

Both in the case of SiC and Al₂O₃ particles reinforced clay matrix and in the case of SiC and Al₂O₃ particles reinforced bentonite matrix the compressive strength decreases with increasing the percentage of granular material (SiC and Al₂O₃), (Figures 1 and 2). This type of variation can be explained in correlation with the obtaining composites of mixed, pressed and dry particles. Also taking into account the fact that both the SiC and the Al₂O₃ are introduced as impurities in the matrix, without to achieve to sintering the monolithic structure of the composite.

The behavior changes radically by adding the metallic particles to the composite. In this time, compressive strengths increase with the increasing of SiC and Al₂O₃ particles (Figures 1, 2, 3 and 4). Influences are specific to each type of composite.

For SiC particles reinforced clay matrix composites the Cu, Fe and Al admixture cause, in this order, increases of compressive strengths. In the case of Al₂O₃ particles reinforced clay matrix is found the same type of arrangement. At the same time, the admixture of metallic particles has different effects for the same type of composite materials. In the

Cu admixture case is obtained a compressive strengths higher for SiC particle reinforced matrix composite than Al₂O₃ particle reinforced matrix composite. In the case of Al and Fe is obtained a compressive strengths higher for Al₂O₃ particle reinforced matrix composite.

The SiC, Al₂O₃ and Cu particles reinforced bentonite matrix composite have not been tested to resistance because the Cu has created slagging reactions to sintering. For these composites with Al and Fe admixture the compressive strength increases in this order also. In each case, the compressive strengths were higher for Al₂O₃ particles composites than for SiC particles composites.

The positive effects of the metallic particles admixture on compressive strength can be attributed to different behavior of the materials in terms of taking over the test loads. The metallic particles give a high elastic component.

The highest values of compressive strength were obtained for Al₂O₃ and Fe particles reinforced bentonite matrix composites.

4. Conclusion

The SiC and Al₂O₃ ceramic powders addition to clay and bentonite matrix composites lead to compressive strength lower.

The addition of metallic particles into composites changes completely this type of behavior. The compressive strength increases with the SiC and Al₂O₃ quantities of composite. The effect is stronger for SiC when adding Cu and Al₂O₃ to Al and Fe.

In the case of composites with SiC particles better results are obtained to Cu adding and in the case of composites with Al₂O₃ particles better results are obtained to Al and Fe adding.

For clay matrix composites, the effect of metallic particles is in increasing order Cu > Fe > Al. In the case of bentonite matrix composites the order is Al, Fe. The highest compressive strength was obtained for bentonite matrix composites with 15% Al₂O₃ and 10% Fe (141 MP). In all cases, bentonite matrix composites have higher compressive strength than clay matrix composites.

Acknowledgements

We hereby acknowledge the structural funds project PRO-DD (POS-CCEO.2.2.1.ID 123SMIS 2637ctr. No 11/2009) for providing the infrastructure used in this work and the project SOP HRD, ID137070 financed from the European Social Fund and by the Romanian Government.

References

1. Abraham, T., et al.: *The Prospects for Advanced Polymer-, Metal- and Ceramic-Matrix Composites*. In: *Journal of Metals*, November 1988, p. 46-48.
2. Aigbodion, V.S., Agunsoy, J.O., Kalu, V., Asume, F., Ola, S.: *Microstructure and Mechanical Properties of Ceramic Composites*. In: *Journal of Minerals and Materials Characterization and Engineering* **9** (2010) No. 6, p. 527-538.

3. Chawla, K.K.: *The High-Temperature Application of Ceramic-Matrix Composites*. In: Journal of Metals, December 1995.
4. Chenu, C., Tessier, D.: *Low temperature scanning electron microscopy of clay and organic constituents and their relevance to soil microstructures*. In: Scanning Microscopy **9** (1995), p. 989-1010.
5. Delage, P. et al.: *Ageing effects in a compacted bentonite: a microstructure approach*. In: Geotechnique **56** (2006), p. 291-304.
6. Holzer, L., et al.: *3D-microstructure analysis of hydrated bentonite with cryo-stabilized pore water*. In: Applied Clay Science **47** (2010), p. 330-342.
7. Kastitseys, C.: *Thermal shock fracture in unidirectional fibre-reinforced ceramic matrix composites*. In: Composites Science and Technology **65** (2005), p. 1880-1890.
8. Oungkulsolmongkol, T., Salee-Art, P., Buggakupta, W.: *Hardness and fracture toughness of alumina-based particulate composites with zirconia and strontia additives*. In: Materials and Minerals **20** (2010) No. 2, p. 71-78.
9. Peter, K. Liaw: *Expanding the Application of Ceramic-Matrix Composites*. In: Journal of Metals (1995) October.
10. Sarkisov, P.D., et al.: *Barrier coatings for type C/SiC ceramic-matrix composites (review)*. In: Glass and Ceramics **65** (2008) Nos. 9-10, p. 366-371.
11. Sekunowo, O.I., Durowaye, S.I., Lawal, G.I.: *Synthesis and characterisation of iron millscale particles reinforced ceramic matrix composite*. In: Journal of King Saud University - Engineering Sciences **31** (2019) Issue 1, p. 78-85.
12. Smart, R.St.C., et al.: *STIMAN observation of aggregate structure in clay flocculation*. In: COM 2004, Hamilton, Ontario, Canada, p. 215-228, 2004.
13. Tarabay, J., Peres, V., Serris, E., Valdivieso, F., Pijolat, M.: *Zirconia Matrix Composite Dispersed with Stainless Steel Particles: Processing and Oxidation Behavior*. In: Journal of the European Ceramic Society, Elsevier **33 (6)** (2013), p. 1101-1110.